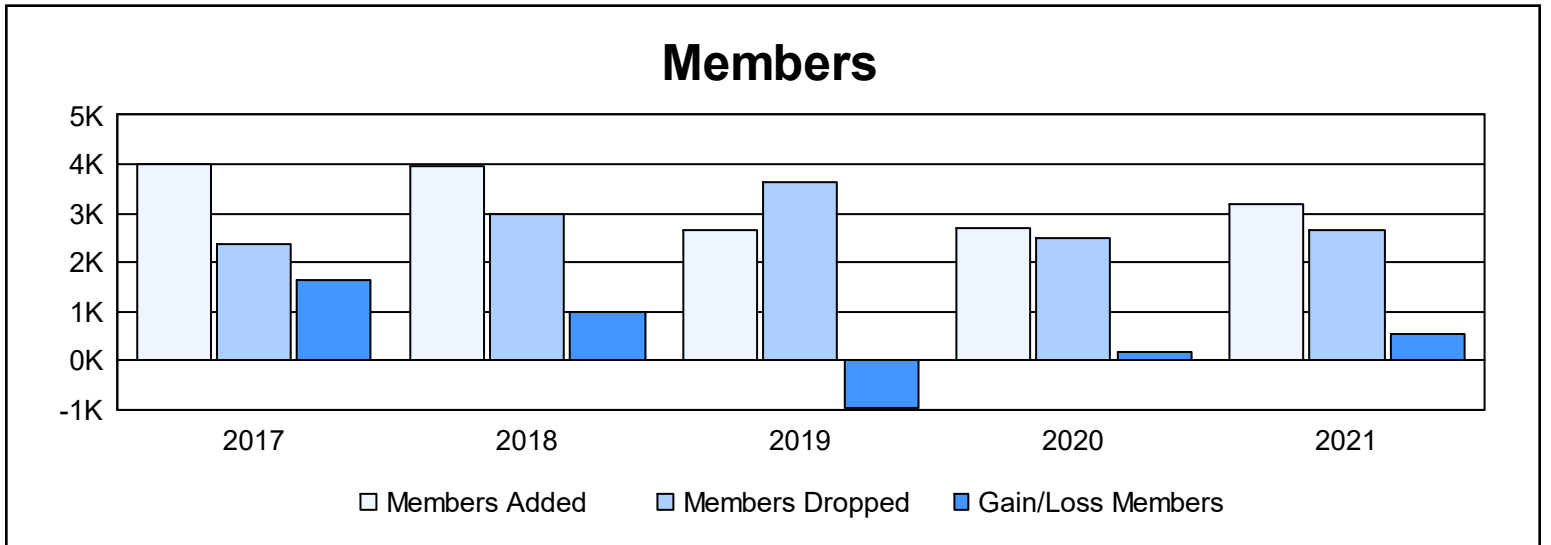
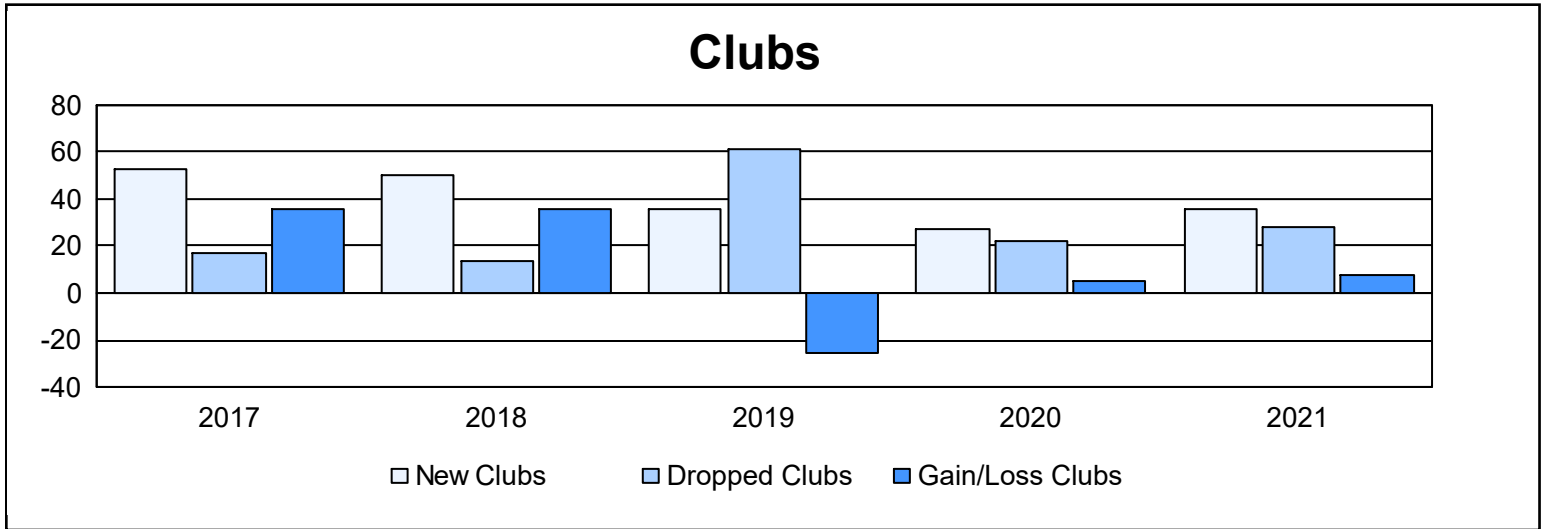
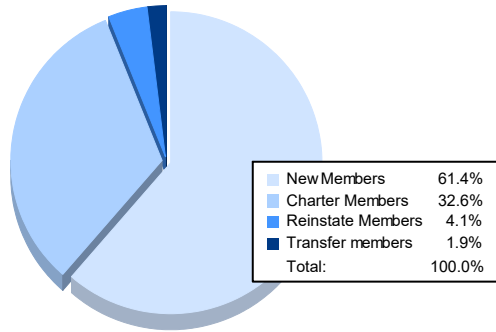


Year	New Clubs	Dropped Clubs	Gain/ Loss Clubs	New Members	Charter Members	Reinstate Members	Transfer Members	Total Member Added	Total Members Dropped	Gain/ Loss Members
2016-2017	53	17	36	2,388	1,456	134	28	4,006	2,380	1,626
2017-2018	50	14	36	2,199	1,518	163	69	3,949	2,966	983
2018-2019	36	61	-25	1,525	1,015	78	39	2,657	3,626	-969
2019-2020	27	22	5	1,683	820	96	85	2,684	2,512	172
2020-2021	36	28	8	1,955	1,037	131	60	3,183	2,659	524
<b>Average</b>	<b>40</b>	<b>28</b>	<b>12</b>	<b>1,950</b>	<b>1,169</b>	<b>120</b>	<b>56</b>	<b>3,296</b>	<b>2,829</b>	<b>467</b>



### Membership Composition June 2021 Cumulative



### Gender Composition June 2021 Cumulative

